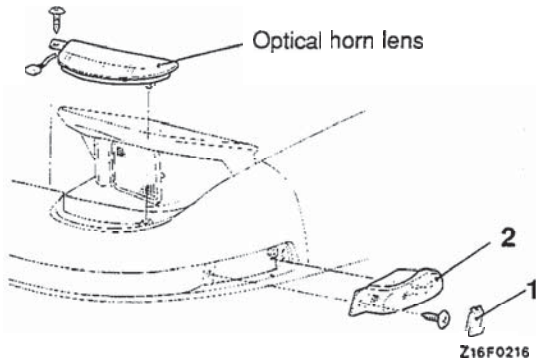
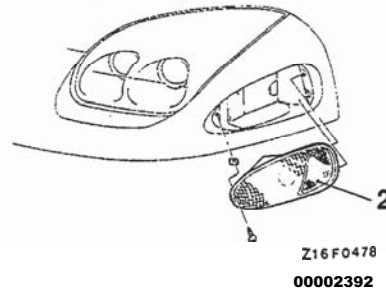


FRONT COMBINATION LIGHT AND OPTICAL HORN LENS REMOVAL AND INSTALLATION

(Up to 1993 models)



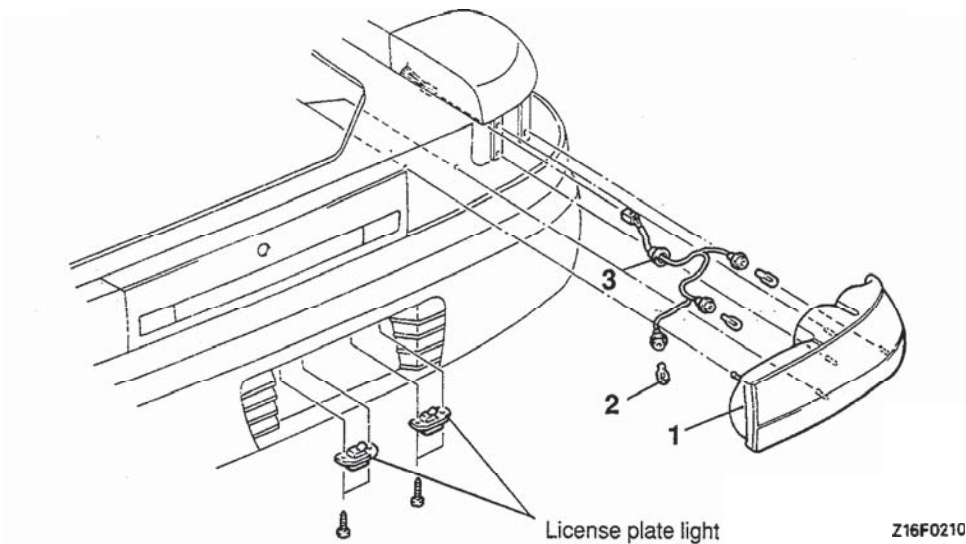
(From 1994 models)



Removal steps

1. Light cover
2. Front combination light

REAR COMBINATION LIGHT AND LICENSE PLATE LIGHT REMOVAL AND INSTALLATION



Removal steps

1. Rear combination light unit
2. Bulb
Rear side trim (Refer to GROUP 52A
– Trims.)
3. Socket assembly